

Two-factor Authentication for login to Internet trading account

In line with the guideline by SFC and for the purpose of reduce and mitigate hacking risks associated with internet trading, Two-factor Authentication for login to your internet trading account will take effect not later than 27 April 2018. Customer is required to download designated applications via electronic mobile device to obtain a one-time password for internet trading. Details as follow:

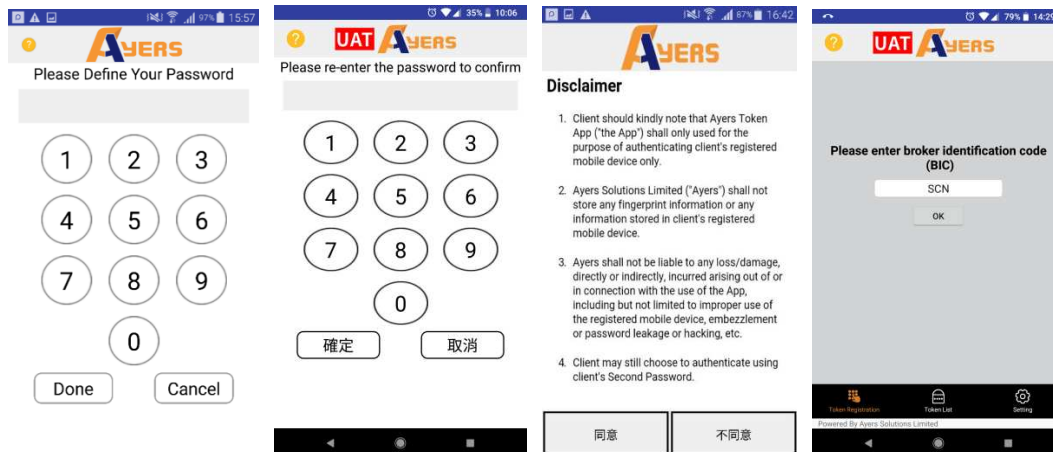
1) Download Ayers Token from App Store or Play Store



2) Install Software Token Application

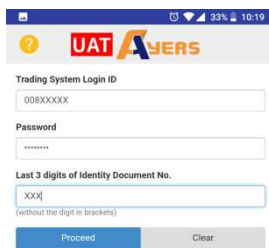
Please follow the below instructions to complete the installation procedure

Broker identification code is SCN



3) Registration

Press “Token Registration” and follow the instructions to complete the registration process

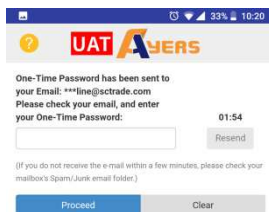
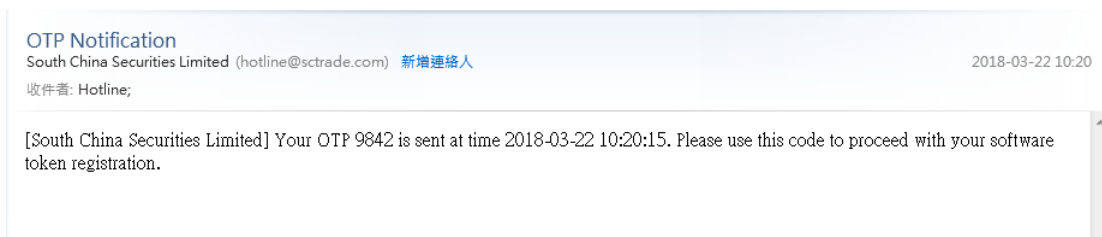


The screenshot shows the UAT AVERS registration interface. At the top, there is a status bar with the time 10:19 and 33% battery. Below the logo, there are three input fields: "Trading System Login ID" with the value "00EXXXXX", "Password" with masked characters "*****", and "Last 3 digits of Identity Document No." with the value "XXX". Below these fields are two buttons: "Proceed" (highlighted in blue) and "Clear".

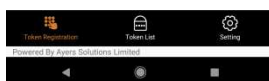


Please check your email and enter the one-time password

Note: Please ensure the registered email address in South China is valid. You may complete a “Notification for Change of Account Information and Service” and send it to us by e-mail to hotline@sctrade.com or by fax (852) 3101 9200 to update your email address.



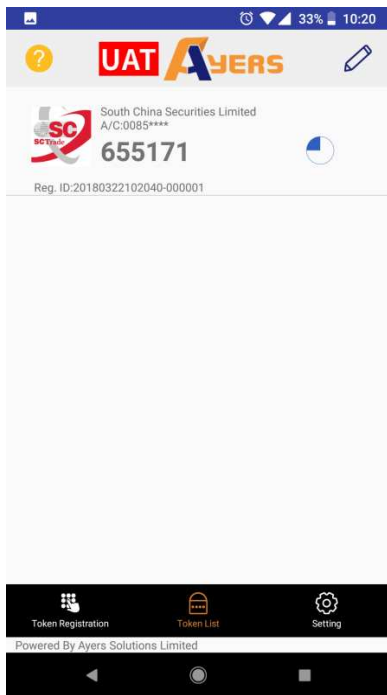
The screenshot shows the UAT AVERS one-time password entry screen. At the top, there is a status bar with the time 10:20 and 33% battery. Below the logo, there is a message: "One-Time Password has been sent to your Email: **line@sctrade.com. Please check your email, and enter your One-Time Password:". There is an input field for the one-time password and a "Resend" button. The time "01:54" is displayed. Below the input field, there is a note: "(If you do not receive the e-mail within a few minutes, please check your mailbox's Spam/Junk email folder.)". At the bottom, there are two buttons: "Proceed" (highlighted in blue) and "Clear".



After successful registration, the system will send an email confirmation to your registered email address in South China



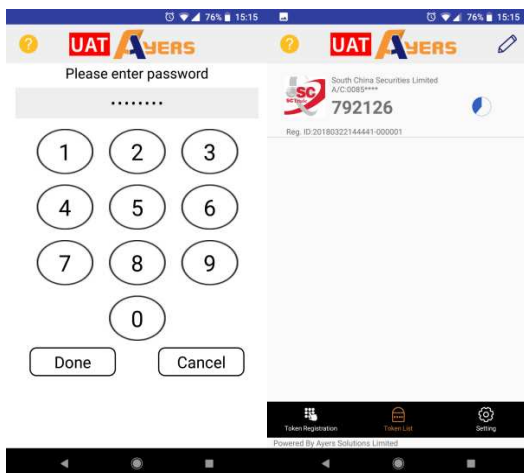
4) Registration is completed



Note: For internet trading client who have multiple accounts in South China, just repeat the registration procedure for each of the accounts need to be activated

5) Login after Software Token successfully registered

Enter your custom password to login the Software Token, after login the one-time password will be generated automatically.



6) Login to Internet Trading Account



Account ID :

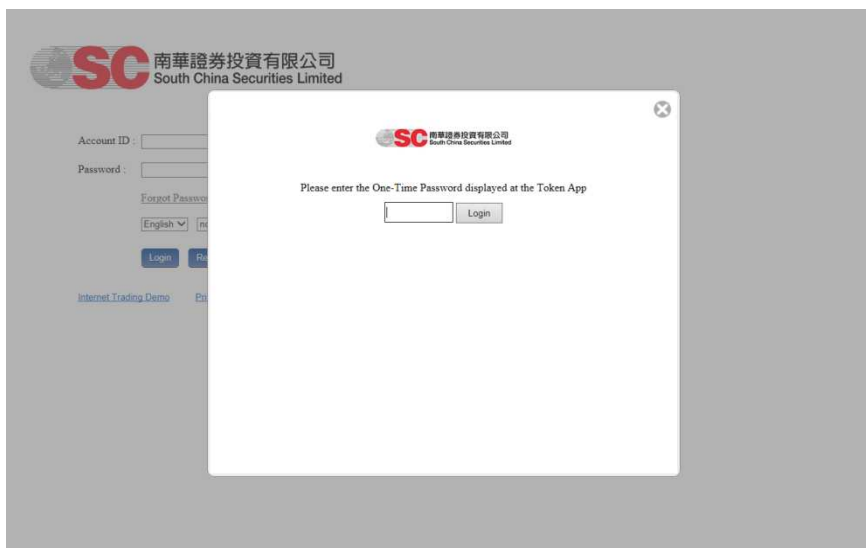
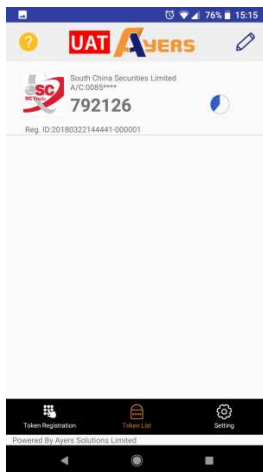
Password :

[Forgot Password](#)

English

[Internet Trading Demo](#) [Privacy Statement](#) [Risk Disclosure Statement](#)

Login and enter the one-time password generate by the Software Token



For the internet trading clients who are temporarily unable register the Software Token, please contact us at our Online Customer Services Hotline(852) 2111 2222. Customers can use email or SMS to receive the one-time password at the beginning of Two-factor Authentication implementation.

